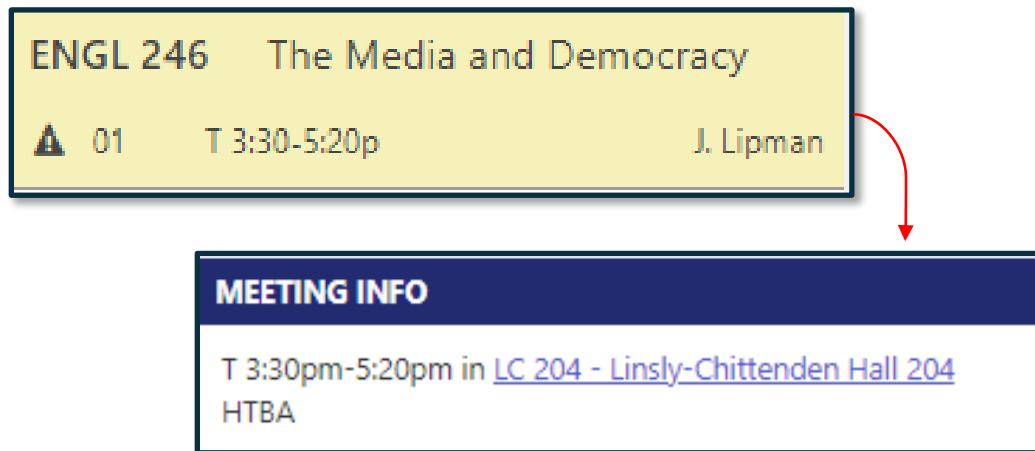


How to delete an extra HTBA Time in Yale Course Search

Yale Course Search and CourseLeaf WEN

HTBA stands for “Hours to be Announced”. If a course meeting time is listed and an *HTBA* appears for a course listed in Yale Course Search that shouldn’t be, there is an easy way to fix this issue. Both Yale Course Search and CourseLeaf WEN are needed to see this *HTBA*.

For example, the Yale course search below shows what is seen before clicking on the course and what is listed in the meeting information after clicking on it.



The image shows two screenshots from Yale Course Search. The top screenshot is a yellow box containing the course title "ENGL 246 The Media and Democracy", a warning icon, the section number "01", the meeting time "T 3:30-5:20p", and the instructor "J. Lipman". A red arrow points from the meeting time to the bottom screenshot. The bottom screenshot is a dark blue box titled "MEETING INFO" containing the text "T 3:30pm-5:20pm in [LC 204 - Linsly-Chittenden Hall 204](#)" and "HTBA".

See below, the same course in WEN, the *HTBA* is also not showing immediately here either:



The image shows a screenshot from CourseLeaf WEN. It displays a course entry for "ENGL 246 - The Media and Democracy" with a red arrow icon to the left. Below the course title, it shows a gear icon, the section number "01", the day "L", the instructor "Lipman, Joanne (jl3725)", and the meeting time "T 3:30pm-5:20pm".

How to remedy the *HTBA*:

Step 1: In WEN, navigate to the specific course and click on the time in the “Schedule” area.

PLSC 247-01
AMST 245-01

Section Attributes

Limited Enrollment
Secondary Course Number
Social Sciences Area

Course Attributes

Limited Enrollment
Secondary Course Number
Social Sciences Area

Instructor Lipman, Joannie (jl3725)

Room Multiple Rooms

25Live Room Seek

Schedule T 3:30pm-5:20pm

Enrollment Reserved Seats: 2 current, 0 prior

Maximum 18

Section Text

This course requires instructor permission. It is available only to upper-class students. Journalism experience is not required. However excellent writing skills are essential.

Comments

Bridge Tools User View Cancel Save Section

Step 2: Click on the black meeting button in the bottom left corner. A pop-up from the bottom will appear.

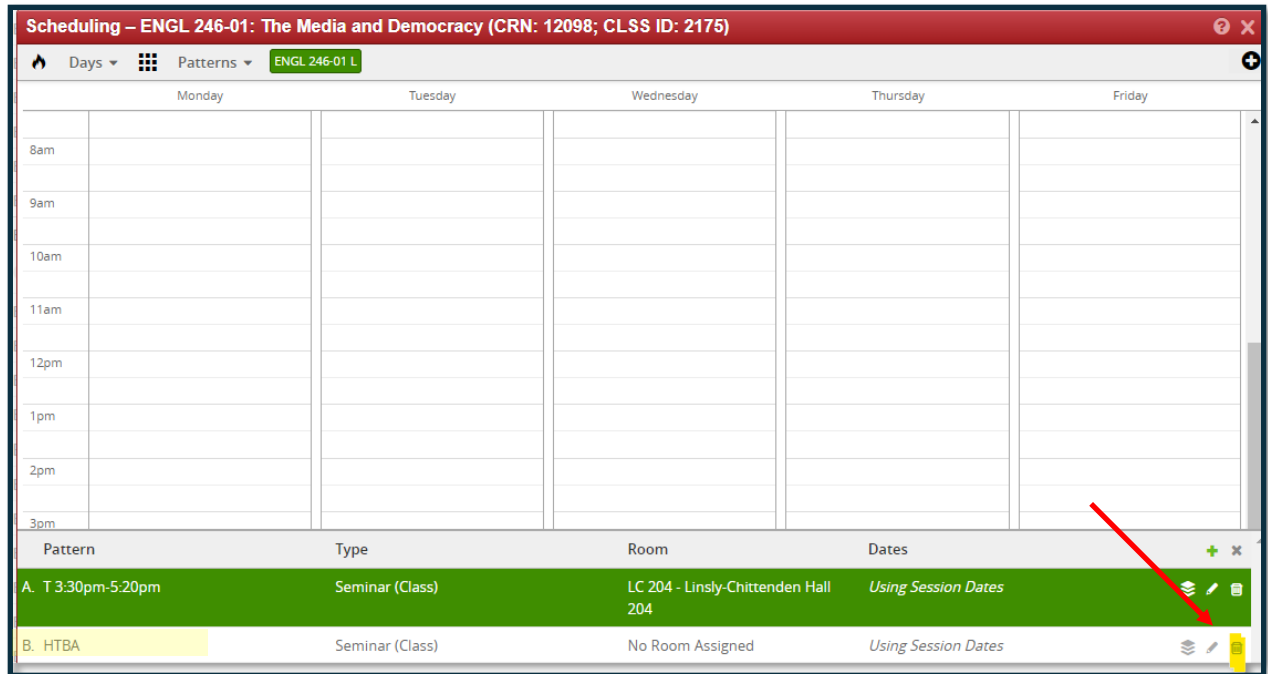
Scheduling – ENGL 246-01: The Media and Democracy (CRN: 12098; CLSS ID: 2175)

Days Patterns ENGL 246-01 L

	Monday	Tuesday	Wednesday	Thursday	Friday
8am					
9am					
10am					
11am					
12pm					
1pm					
2pm					
3pm					
4pm		A. ENGL 246-01 L 3:30p - 5:20p			
5pm					
6pm					
7pm					
8pm					

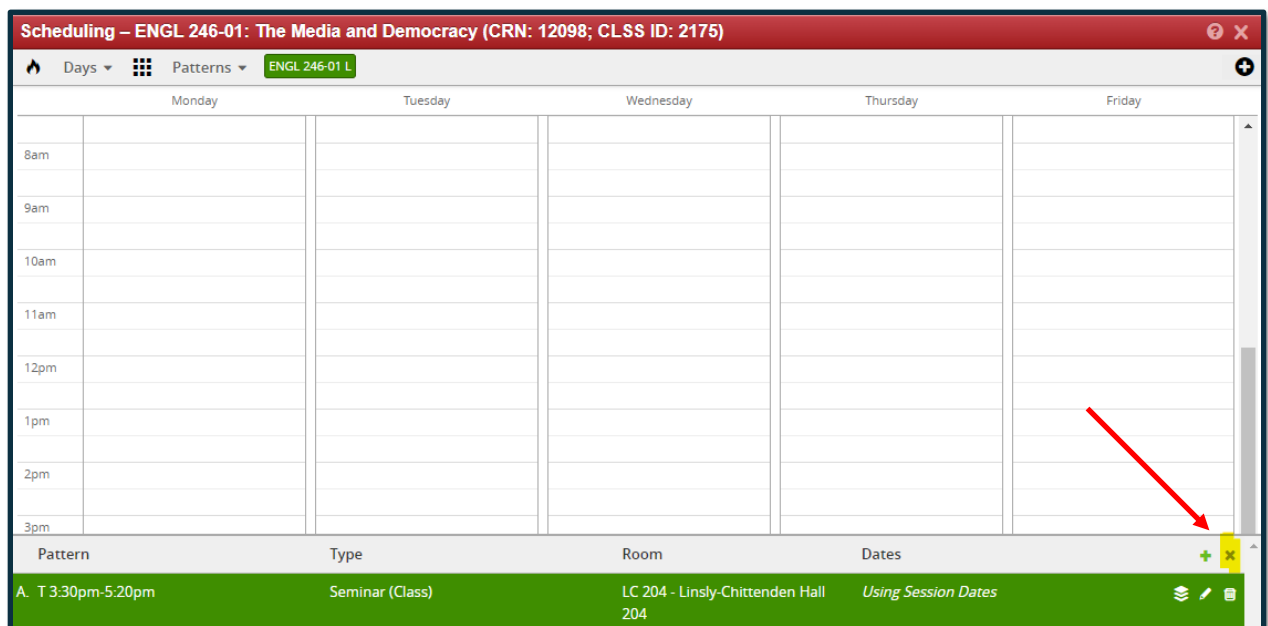
Meetings Rooms 25Live Room Seek Cancel Accept

Step 3: Click on the trash can to the right of the HTBA Column.



Step 4: a pop-up will appear at the top asking if you are sure you want to delete this meeting.
Click OK. The extra meeting time will vanish.

Step 5: Click the X in the bottom pop-up right corner



Step 6: Click *Accept* in the bottom right corner on the next page

Step 7: Click the *Save* section in the bottom right corner on the next page.